

Model: Slice Dimple Closed

Base and shell design: Sander Mulder

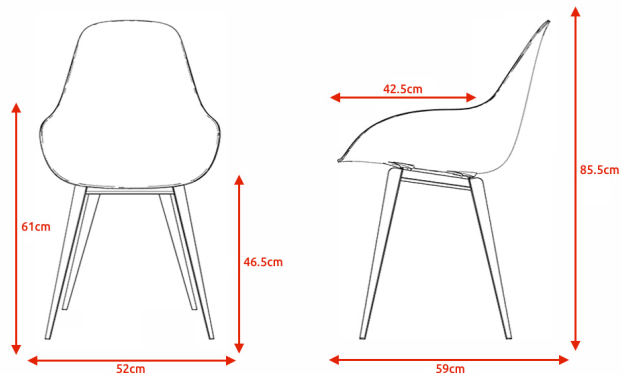


The **Dimple** shell's structural design was inspired by an eclectic mix of old, vintage race car seat. Comfortable and highly ergonomic body, with a modern, vibrant aesthetic.

The **Slice** base is the perfect example of a design that combines functionality and a graceful silhouette. With its minimalistic design Slice allows its materials to do the talking: the inserts, which have all the warmth of wood, slide on the metal frame of the legs, and are connected via the magnets placed in the feet, which can be removed and repainted. Slice is a light and elegant base, perfect in its simplicity.

MEASURES:

Height:	85.5 cm
Width:	52 cm
Depth:	59 cm
Seat height:	46.5 cm
Seat depth:	42.5 cm
Arm height:	61 cm



MATERIALS:

Shell: polypropilene 85% / fiber glass 15%, UV resistant matte texture.

Base: metal structure white or black powder-coated, wooden slices with magnets in American ash wood natural, stained walnut or black, metal bolts.

QUANTITY PER BOX:

Chair: 4 pcs - 0,16 cbm - 15,2 n.weight - 15,8 g.weight

Base: 4 pcs - 0,13 cbm - 11 kg / n.weight - 11,1 kg / g.weight.

METAL: STEEL

BLACK POWDER
COATED



WHITE POWDER
COATED



WOOD: ASH WOOD

NATURAL



STAINED
WALNUT




STAINED
BLACK




POLYPROPYLENE (85% POLYPROPYLENE / 15% FIBER GLASS)

WHITE



CREAM




MAUVE
GREY



LIGHT
GREY



DARK
GREY



BLACK



RED



OCEAN
BLUE



MUSTARD

